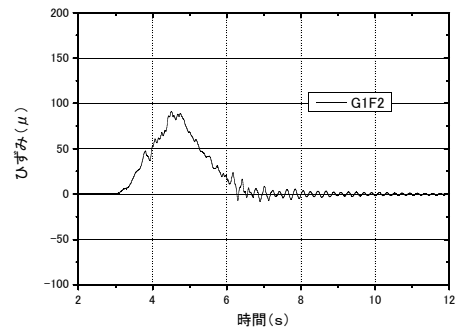
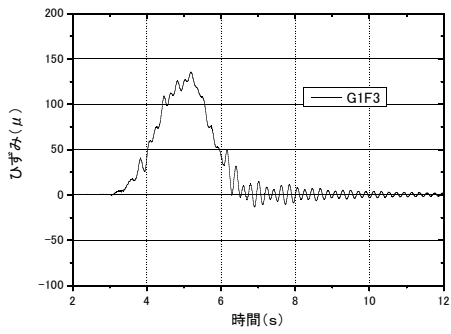


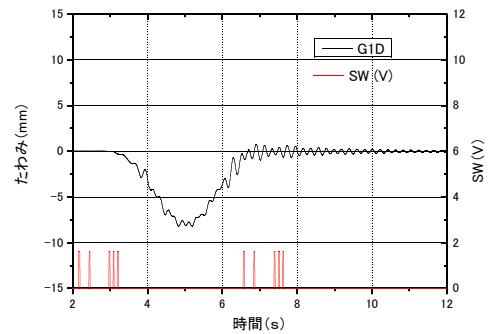
(a) 主桁下フランジひずみ(端部)



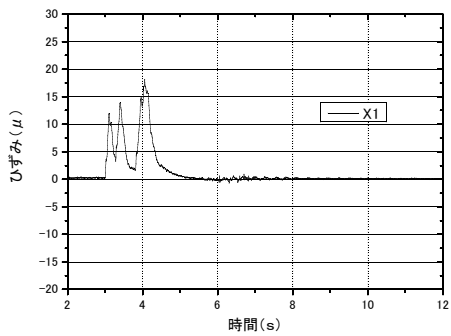
(b) 主桁下フランジひずみ(1/4点)



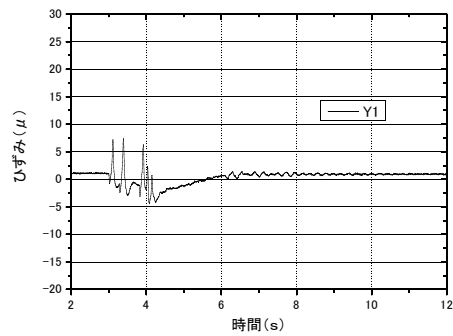
(c) 主桁下フランジひずみ(中央部)



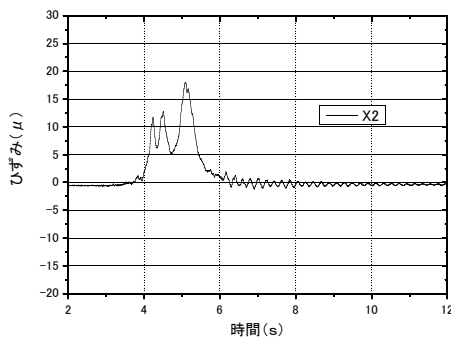
(d) 主桁たわみ(中央部)



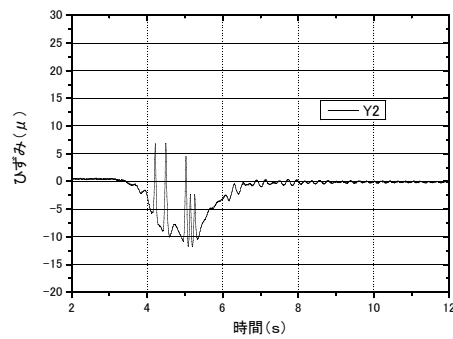
(e) 床版ひずみ(端部・橋軸直角方向)



(f) 床版ひずみ(端部・橋軸方向)

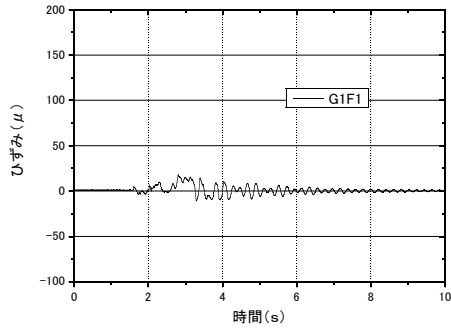


(g) 床版ひずみ(中央部・橋軸直角方向)

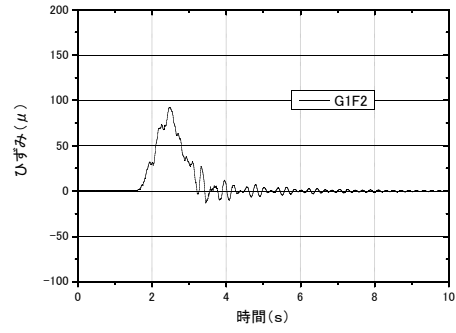


(h) 床版ひずみ(端部・橋軸方向)

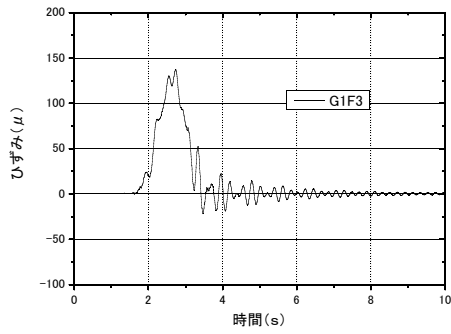
付図-2.5 橋梁走行試験測定波形 (ケース3, 長トレ・後方・リーフ, v=40km/h)



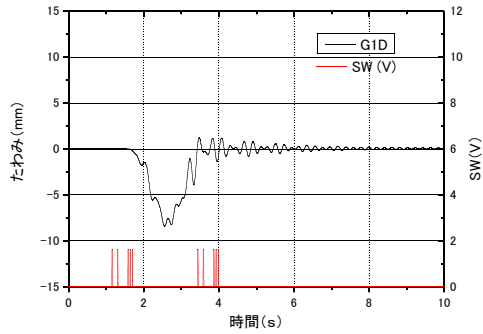
(a) 主桁下フランジひずみ(端部)



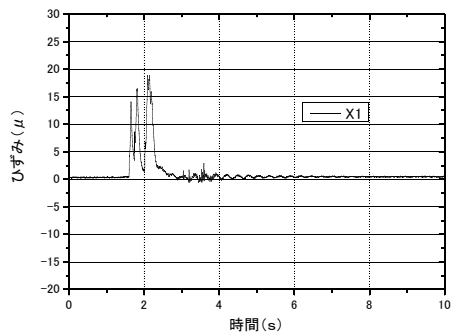
(b) 主桁下フランジひずみ(1/4点)



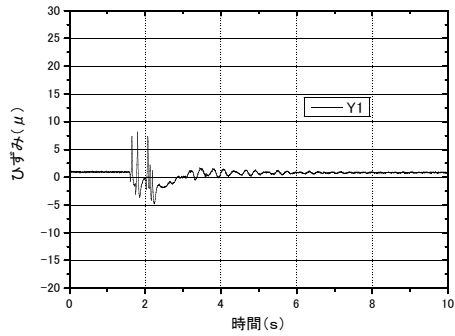
(c) 主桁下フランジひずみ(中央部)



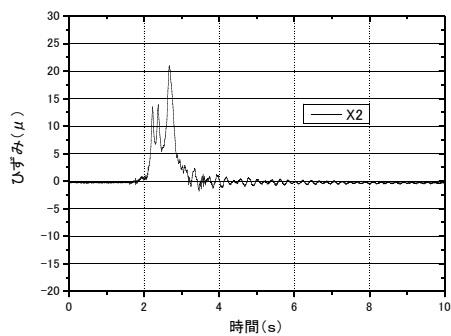
(d) 主桁たわみ(中央部)



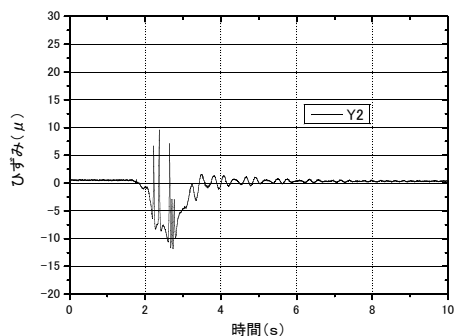
(e) 床版ひずみ(端部・橋軸直角方向)



(f) 床版ひずみ(端部・橋軸方向)



(g) 床版ひずみ(中央部・橋軸直角方向)



(h) 床版ひずみ(端部・橋軸方向)

付図-2.6 橋梁走行試験測定波形 (ケース3, 長トレ・後方・リーフ, v=80km/h)